







Meeting area

Room	Etage	Day light	Area (m ²)	Height (m)	Length (m)	Width (m)	Classroom	Cinema	U-shape	Board room
										
duy room	1° Etage	•	110,00	2,50	18,10	6,10	42	90	32	–
Library	Ground floor	•	67,00	5,60	12,60	6,60	20	32	16	18
Suite	Ground floor 1° Etage	•	72,00	2,50	11,60	6,60	–	–	–	10
Winecellar	Basement	–	34,00	2,45	6,80	5,00	–	–	–	25

Banqueting area

Room/location	Etage	Day light	Area (m ²)	Height (m)	Length (m)	Width (m)	Table	Banquet	Reception
									
Restaurant 1500	1° Etage	•	188,00		16,10	11,70	92	86	100–120
Stube ida	Ground floor	•	94,00	2,40	12,50	7,50	46	42	50
Winecellar	Basement	–	34,00	2,50	6,80	5,00	25	18	30
Library	Ground floor	•	67,00	5,60	12,60	6,60	–	–	30
Piazza	Ground floor	•	80,50	2,90	11,50	7,00	–	–	150
Piazza Terrace	Ground floor	•	76,00	open air	11,30	6,70	–	–	50–60
Paradies Garden	2° Etage	•	156,00	open air	20,60	7,60	–	–	130–150
ida Terrace	Ground floor	•	136,00	open air	17,00	8,00	90	86	80–100